



LSU CYCLING



Presents

Louisiana State University Road Race 2014



Pre-Registration WILL be available

- LSU Student Union **FRIDAY, March 21th**
-6pm-10:30pm

Race is open only to USAC Collegiate License Holders
(1-day and annual collegiate licenses will be available for purchase)

There will be an Individual Points Classification to determine the overall winner in each category.

RACE FEES (for all events)

Online Registration: \$ 15 per Event, \$40 Weekend (3 races) (Plus fees)

Friday Night Registration: \$ 15 per Event, \$40 Weekend (3 races)

Race Day Registration: \$ 18 per Event, \$45 Weekend (3 races)

Saturday, March 22nd

St. Francisville Road Race

| Category | Distance | Prizes/Places | Start Time |
|-----------------|-----------------|----------------------|-------------------|
| Women C | 21.80 mi | Medals/3 | 8:00a |
| Men D | 21.80 mi | Medals/3 | 8:10a |
| Men A | 65.4 mi | Medals/3 | 10:00a |
| Men B | 65.4 mi | Medals/3 | 10:10a |
| Women A | 65.4 mi | Medals/3 | 10:20a |
| Men C | 43.6 mi | Medals/3 | 10:30a |
| Women B | 43.6 mi | Medals/3 | 10:40a |

Course: 21.7 mile loop. Course is mostly rolling hills with a steep climb ~1k before the finish. Course is scenic and smooth and will be open to traffic. The loop will be ridden counter-clockwise. Centerline rule is in effect.

Notes: A lead vehicle and wheel truck will accompany each Category's race. There will be a Feed Zone right after the finish line area. Neutral water will be available.

*There will be a hot spot for Points Bonuses on the first lap of every race except Men's D and Women's C who are only doing one lap.

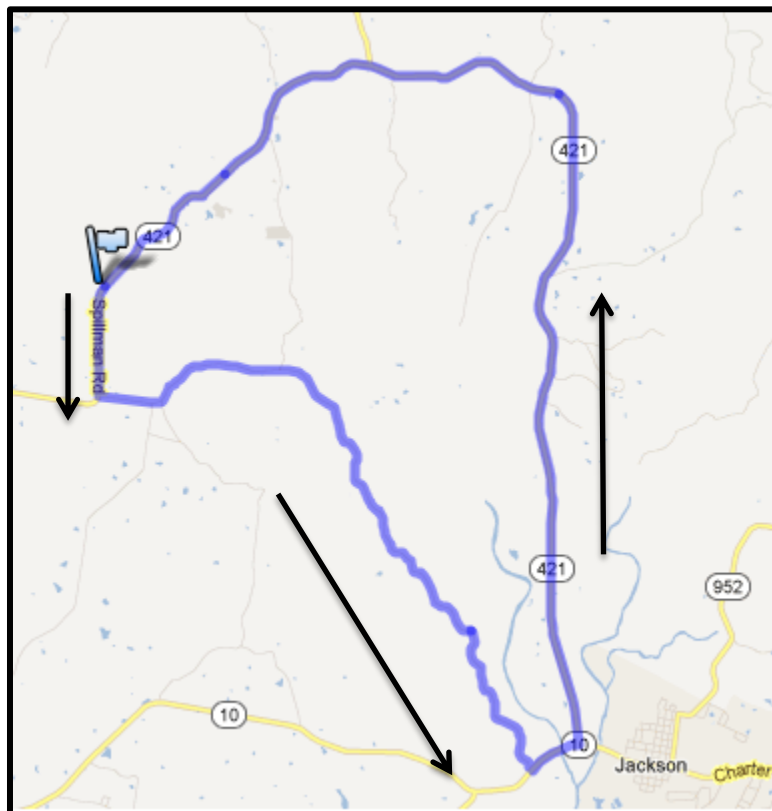
Registration: Open at 7:00 AM and closes at 7:45 for Women C and Men's D. Registration for all other categories closes at 9:00am. Riders may register for all races at this time.

Directions:

From I-10 West, Stay right and merge onto Interstate 110-North (Downtown/Metro Airport Exit 155B). Take exit 8C to merge onto US-61 N toward Natchez. Turn Right onto Spillman Rd (LA 421). Travel approx. 3 miles and driveway Will be on left

Address:
13918 Hwy 421 St Francisville La 70775

Road Race Course



Saturday, March 22nd

St. Francisville Individual Time Trial

| Category | Distance | Prizes/Places | First Rider off at 5:30 PM. There will be a 30 second interval between riders. Race will start with Men's D |
|-----------|-----------|---------------|--|
| Men's D | 3.8 Miles | Medals/3 | |
| Women's C | 3.8 Miles | Medals/3 | |
| Men's C | 3.8 Miles | Medals/3 | |
| Women's B | 3.8 Miles | Medals/3 | |
| Men's B | 3.8 Miles | Medals/3 | |
| Women's A | 3.8 Miles | Medals/3 | |
| Men's A | 3.8 Miles | Medals/3 | |

Course: 3.8 mile on the road race course in reverse direction (Hwy 421). It is open to traffic, so be cautious and stay to the right.

Notes: For all Categories: Only "Mass Start Legal" bikes are allowed.

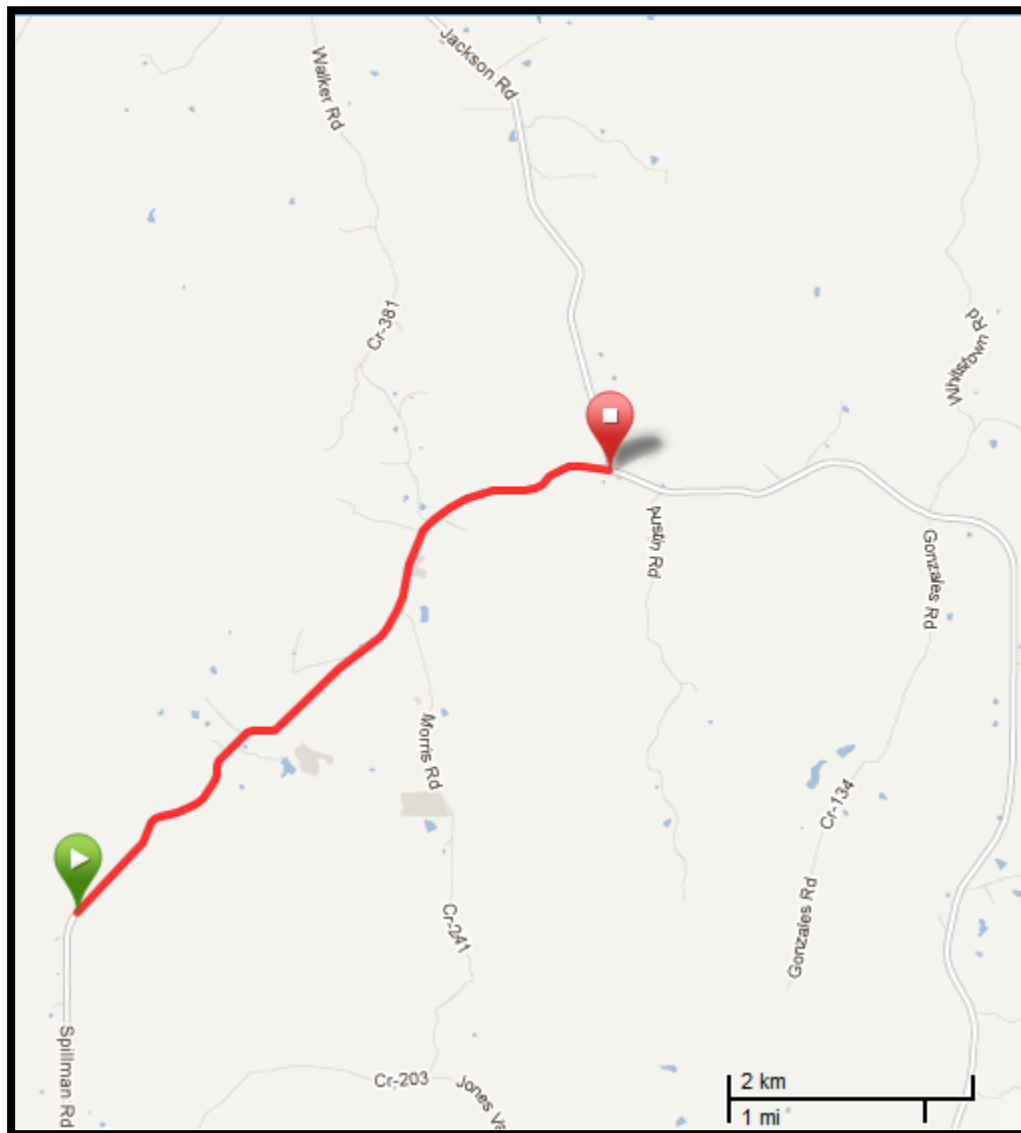
Directions:

Same staging area as
The road race.

13918 Hwy 421
St Francisville La 70775

Registration:

Registration will open at 3:00pm
And close at 4:30.



Sunday, March 23rd

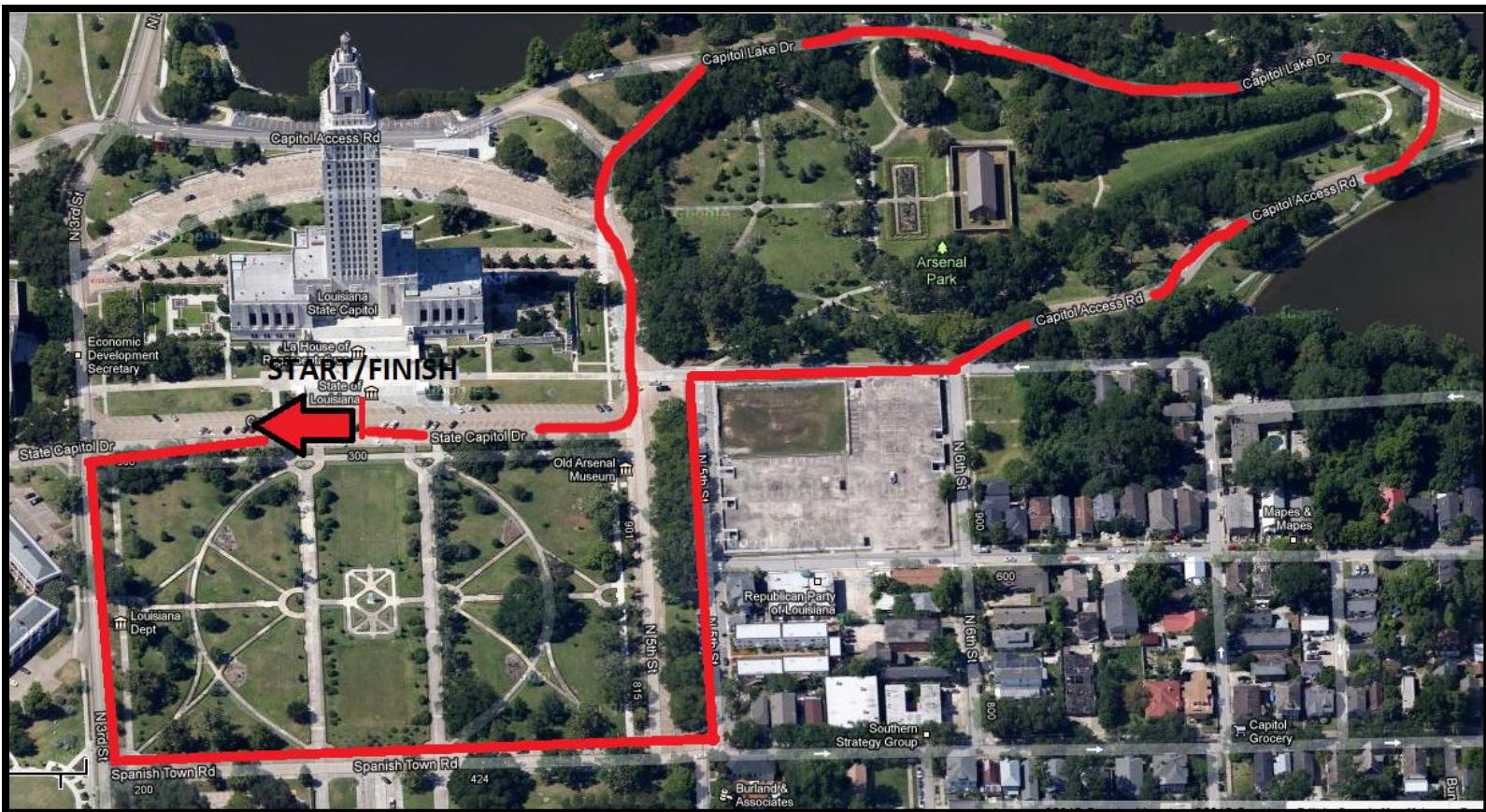
Downtown Criterium

| Category | Duration | Prizes/Places | Start Time |
|-----------|------------|---------------|------------|
| Men's D | 20 Minutes | Medals/3 | 7:30 am |
| Women's C | 20 Minutes | Medals/3 | 8:00 am |
| Men's C | 30 Minutes | Medals/3 | 8:30 am |
| Women's B | 30 Minutes | Medals/3 | 9:10 am |
| Men's B | 45 Minutes | Medals/3 | 9:50 am |
| Women's A | 45 Minutes | Medals/3 | 10:45 am |
| Men's A | 60 Minutes | Medals/3 | 11:40 am |

Notes: Neutral mechanical support and a wheel pit will be set up.

There will be a hot spot for GC points roughly half way through the race. See the points breakdown chart.


Course



Registration: Registration will open at 6:30am and close 30 min prior to each category

Criterion Parking

Behind the LA Economic Development Building located on the corner of N 3rd St and State Capitol Dr. You may also park in front lot of the Capitol building, but you will be stuck inside the course until the end of the races.



Individual points classification breakdown

| Road Race & Criterium | | Individual Time Trial | | Hot Spot Bonus (RR&Crit) | |
|-----------------------|--------|-----------------------|--------|--------------------------|--------|
| Place | Points | Place | Points | Place | Points |
| 1 st | 25 | 1 st | 10 | 1 st | 3 |
| 2 nd | 20 | 2 nd | 9 | 2 nd | 2 |
| 3 rd | 16 | 3 rd | 8 | 3 rd | 1 |
| 4 th | 14 | 4 th | 7 | | |
| 5 th | 12 | 5 th | 6 | | |
| 6 th | 10 | 6 th | 5 | | |
| 7 th | 9 | 7 th | 4 | | |
| 8 th | 8 | 8 th | 3 | | |
| 9 th | 7 | 9 th | 2 | | |
| 10 th | 6 | 10 th | 1 | | |
| 11 th | 5 | | | | |
| 12 th | 4 | | | | |
| 13 th | 3 | | | | |
| 14 th | 2 | | | | |
| 15 th | 1 | | | | |

ii. In order to qualify for a points classification prize, a rider must have completed the race.

iii. In the event of a tie in the general individual classification by points, the following criteria shall be applied in order until the riders are separated:

1. number of stage wins;
2. number of wins in intermediate sprints counting for the general classification on points;
3. General individual classification by time.

- The final placing will be determined by the accumulation of points for all three races.

Contact Info: Dustin Drewes: [504-613-7662/Ddrewe1@lsu.edu](mailto:Ddrewe1@lsu.edu)

- Host Housing Available Upon Request